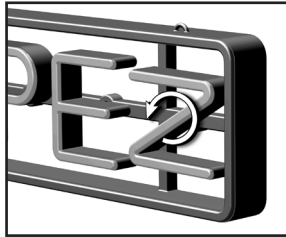


MYSTIGLO

LED Swivel Open Sign Instructions

Model No. VH-01-RC



How to Swivel

Your sign arrives in HORIZONTAL position.

To make VERTICAL:

Rotate ONE letter at a time in the sequence shown below until letter clicks into position.


[N → E → P]



CAUTION

TO REDUCE THE RISK OF FIRE, ELECTRIC SHOCK OR INJURY:

- This product is for indoor use only. Do not use in damp or wet locations.
- Not for use with light dimmer circuits.
- To reduce the likelihood of injury or damage, mount only to a surface that is mechanically sound.
- Do not use extension cords or outlets with inadequate current carrying capacity.
- It is recommended to use a surge protector. Power surges ARE NOT covered under warranty for this product.
- Only use 120VAC input, 60Hz, 18VDC, 2000mA output adaptor.
- Do not handle adapter or sign with wet hands.
- Disconnect power before handling or cleaning.
- Do not use liquid cleaners or aerosol cleaners. Use a dry cloth for cleaning.
- This product is fully assembled and ready to use. Do not attempt to disassemble or service.
- Do not alter the plug or power supply cord in any way.



Hanging & Installation

1. Attach the hang chains through the hanger tabs on the top of the sign.
2. Attach the two chains to a sound surface using the appropriate hanging hardware (not included).
3. Insert barrel plug into power input and plug adaptor into the electrical outlet.
4. Switch sign to FLASH/REMOTE position to utilize the remote control.
5. Switch remote control to ON to function.

ADDITIONAL REMOTES

available online

www.mystiglo.com

How to pair your new remote to your OPEN sign

1. Turn sign ON and switch control panel to Flash/Remote position
2. Press recessed button with pin or paper clip
3. Red LED light will turn on
4. Hold new remote close to the control panel and press any button on the new remote
5. Red LED light will turn off indicating pairing was successful



Switch remote ON

Control Panel (back of sign)

Flash/Remote - Power Switch

Switch MUST be positioned to Flash/Remote for remote to function

Flash Speed Control

Push to change speeds (eight speed options)

Power

Input Volts: 120VAC
Hertz: 60Hz
Output Amps: 2000mA
Output Volts: 18VDC


Wireless Remote

(Range: up to 32 feet)

Power button on sign must be set to Flash/Remote for remote to function. Includes one 27A battery.

Button Controls

- ON / OFF
- FLASH / STATIC
- FLASH SPEED



LIMITED 2 YEAR WARRANTY Model Number: VH-01-RC

C-M Glo, LLC warrants that this product will be free from defect due to material and workmanship under normal use for a period of two (2) years from the date of purchase. Warranty is void if product is abused, disassembled, or exposed to atmosphere or conditions other than stated within instructions. If product fails within the specified time, return the product to the store where it was purchased or return sign with all accessories, original packing material to C-M Glo, LLC. Your sign will be repaired or replaced within six weeks of receipt of your unit. Please ship your sign to:

C-M Glo, LLC • 1201 N. 4th Street, Watertown, WI 53098 • (920) 261-1000

DISCLAIMER OF WARRANTY

Warranty is invalid if purchaser fails to properly operate and/or maintain the product. This Warranty is not transferable to third parties. There is no warranty for fitness for a particular purpose. This Warranty is in lieu of all other warranties expressed or implied. No representative or any other person is authorized or permitted to make any Warranty changes or assume on behalf of C-M Glo, LLC any liability not strictly in accordance with this Warranty.

C-M Glo, LLC shall not be liable for special or consequential loss or damages, direct or indirect, such as, but not limited to, damage or loss of property or equipment, loss of profit or revenue, loss of use of the product, cost or replacement of the product, or claims for service interruptions.

Tampering, accident, abuse, negligence, unauthorized repairs, or other causes unrelated to defective materials or workmanship will void this Warranty. This warranty does not cover costs associated with shipping the product to the manufacturer. This warranty does not cover replacement of remote battery.